

class - II

Date: -08.07.24.

Subject - English Language

Teachers - Ms. Harjit Kaur, Ms. Jyoti Arora and Ms. Rupinder Kaur.

Topic - Lesson - 5, Describing Words [cont.]

Opposites

Opposites are pair of words that have different meanings. For example -

1. Sit down, stand up
2. Open the lid, shut the lid.
3. Fill a cup with water, empty the cup.
4. Reach high to the sky and low to the ground
5. Run fast, then slow.
6. Turn to the right and then left
7. Come inside the room, go outside the room.
8. Make a happy face, then make a sad face.

Exercise -

Complete the blanks with the opposite of the following words from the help box -

[dirty, small, close, sad, fat, short, early, light]

- | | |
|-------------------------|------------------------|
| 1. happy - <u>sad</u> | 5. big - <u>small</u> |
| 2. open - <u>close</u> | 6. long - <u>short</u> |
| 3. clean - <u>dirty</u> | 7. late - <u>early</u> |
| 4. heavy - <u>light</u> | 8. thin - <u>fat</u> |

Revision of Adjectives and Opposites

Ex I Underline the adjectives in these sentence -

1. An old man came to see me
2. He drew a beautiful picture.

3. Mary had a little lamb.
4. His eyes are brown.
5. The clever fox jumped over the fence.
6. These mangoes are sweet.

Ex-II Fill in the blanks by choosing suitable adjectives from the bracket. -

1. The packet is very heavy. (heavy, young)
2. Delhi is a big city (round, big)
3. Giraffe has a long neck. (long, short)
4. The boy drank cold water. (cold, dirty)
5. The computer is a useful machine. (useful, useless)

Ex-III Complete the blanks with the opposite of the following words from the help box.

[empty, early, tall, soft, low, good, dry, close, many, outside]

- | | |
|----------------------------|-------------------------|
| 1. few - <u>many</u> | 6. short - <u>tall</u> |
| 2. wet - <u>dry</u> | 7. hard - <u>soft</u> |
| 3. late - <u>early</u> | 8. high - <u>low</u> |
| 4. inside - <u>outside</u> | 9. full - <u>empty</u> |
| 5. bad - <u>good</u> | 10. open - <u>close</u> |

Now, let us start with the next topic
Lesson-6, Comparison.

6 Comparison

Look and read.




Aman is tall.



Rita is taller than Aman.



Ali is strong.



Amir is stronger than Ali.

Tall and strong are describing words. Taller and stronger are also describing words.

Taller and stronger show more of the same qualities, tall and strong.



Learn

We can compare two people, places or things when they have the same quality. To do that we add -er at the end of a describing word.

If a word ends with e we only need to add -r. Examples: wiser, larger

We generally use **than** after the describing word to which -er has been added.



Practice

A. Write the -er forms.

1. short shorter
2. neat neater
3. kind kinder
4. small smaller
5. soft softer
6. cold colder
7. long longer
8. warm warmer

My cousin is shorter than me.





B. Tick the right option.

1. It is colder/cold today than yesterday.
2. The palace is larger/large.
3. I want her shirt. It is nice/nicer than my shirt.
4. The old car is slow/slower than a bullock cart.
5. My bag is light/lighter than your bag.
6. My sister is young/younger than me.
7. Owls are wiser/wise birds.
8. Ayush is a tall/taller boy.



Look and read.

The rhino is **bigger** than its baby.



The cow is **fatter** than its calf.

In some describing words, the last letter is doubled when -er is added.

Examples: thinner, sadder, hotter



Practice

C. Complete the sentences. Use the -er forms of the words in brackets.

1. I cannot sing louder than this. (loud)
2. Her shoes are bigger than mine. (big)
3. The sun is brighter than the moon. (bright)
4. Our car is smaller than their car. (small)
5. My cousin is older than me. (old)
6. The cat is thinner than before. (thin)
7. My room is cleaner than before. (clean)
8. It is hotter in May than in March. (hot)
9. Neha runs faster than her brother. (fast)
10. The turtle walked slower than the rabbit. (slow)

