

Class - II

Date 19.08.24

Subject :- English Language

Teachers :- Ms. Harjit-Kaur, Ms. Jyoti Arora and Ms. Rupinder Kaur.

Topic :- L-10, My, Yours, His, Her, Its, Our, Their? And Picture Composition.

I Tick (✓) the correct word in the bracket.

1. We are waiting for (~~our~~, its) school bus
2. I like to pat my cat. (Its, ~~Their~~) fur is soft.
3. They are carrying (~~its~~, their) bats.
4. Rupali did not take (~~her~~, its) pet dog for a walk.
5. Don't sit on this chair. (~~Your~~, Its) back is broken.

II Fill in the blanks with my, our, your, his, her, its or their. Each word is to be used only once.

1. The children are taking their lunch.
2. You should brush your teeth at night also.
3. When I get up, I say 'good morning' to my parents.
4. Rupali does not share her toys with anyone.
5. Aman fell down and hurt his leg.
6. We want to meet our English teacher.

7. I like your house. Its rooms are big and bright.

III Picture Composition

Look at the picture carefully and use the words from the clue box.



[brother, fun, wonderful, sand-castle, sea-shells, sister, swim, picnic, strokes]

1. It was a wonderful day at the beach.
2. Father had taken us on a picnic.
3. Meena, my sister and I tried building a sand-castle.
4. Sam, my brother played ball with father in the water.
5. Meena even suggested that we collect sea-shells from the beach to add to her

collection.

6. Father tried teaching me to swim.
7. He taught me some wonderful strokes while swimming.
8. We all had great fun on the beach.

IV Invitation Letter [Revision]

Write a letter to your friend inviting him/her on your birthday party.

Review 2

Pg-4

A. Underline the describing words.

1. A black cat crossed the road.
2. Leela bought pretty saris.
3. A young boy climbed the hill.
4. An old man sat under a shady tree.
5. I need a short rope to tie that bundle.
6. Put sugar in the blue cup.
7. He lives on a small farm.
8. The headman has four goats.



B. Write the -er forms of the words.

1. long

longer

2. big

bigger

3. strong

stronger

4. red

redder

5. wise

wiser

6. bright

brighter

7. large


larger


8. wet


wetter

C. Look at the pictures. Fill in the blanks with -'s forms.


1.  the bird's wings

2.  the cat's tail


3.  the fish's fins

4.  the snake's tongue


D. Complete the sentences using this, that, these or those.

1. That is a bonfire. 




2. These are potatoes. 



3. Those are red crabs. 



4. This is a lamp. 



5. That is Dad's guitar. 

