

Instructions:

1. Start by drawing the outline of the picture with a pencil.
2. Darken the outline with a black plastic crayon
3. Fill in the colours with plastic crayons as shown.
4. Colour in one direction and apply even pressure on the crayon.

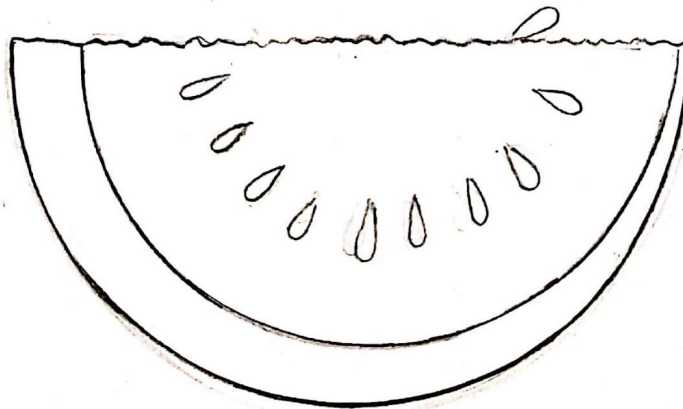
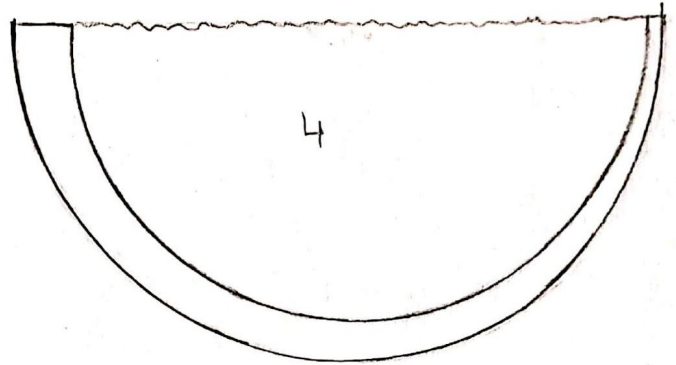
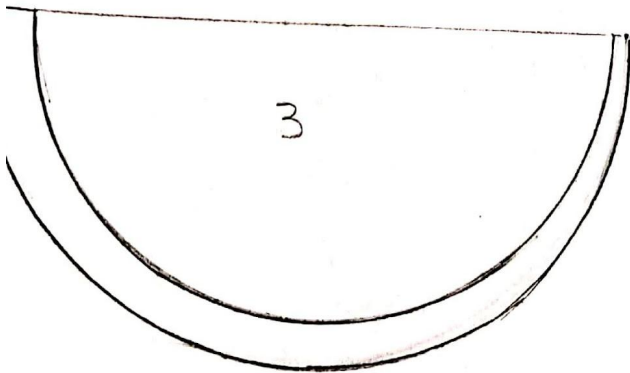
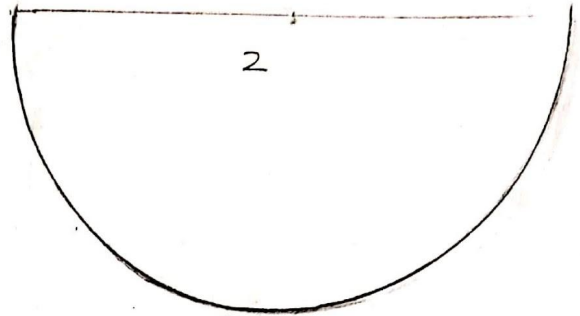

Tender Heart High School

Class: II

Subject: Art, Date: 3.4.23

Topic: Watermelon

Subject Teachers: Ms Surinder Kalsi, Ms Harnoor Suri



Tender Heart High School

Class: II

Subject: Art, Date: 3.4.23

Topic: Watermelon

Subject Teachers: Ms Surinder Kalsi, Ms Harnoor Suri



Scanné avec CamScanner

Tender Heart High School

Class: II

Subject: Art, Date: 3.4.23

Topic: Watermelon

Subject Teachers: Ms Surinder Kalsi, Ms Harnoor Suri

