



19


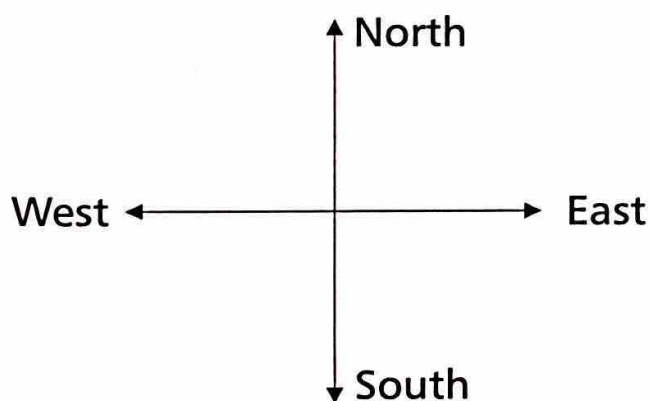
Space and Direction

To locate different places, we need to know the directions. There are four main directions in which a person can move.



- ✿ The direction of stretch of your right hand is **right**.
- ✿ The direction of stretch of your left hand is **left**.
- ✿ The direction that faces you is your **front**.
- ✿ The direction that is at your back is your **behind**.

The four major directions are **NORTH**, **SOUTH**, **EAST** and **WEST**.




The sun rises in the **East**. It sets in the **West**. Direction facing each other are called opposite directions.

Teacher's Tip

Show a magnetic compass to the children and help them locate the directions.

Stand facing the sun in the morning with your arms stretched.



Did You Know?

A compass is an instrument that has a needle which points in the NS direction.


- ✿ The direction you are facing is **East**.
- ✿ The direction behind you is **West**.
- ✿ The direction to your left is **North**.
- ✿ The direction to your right is **South**.

Location of Objects

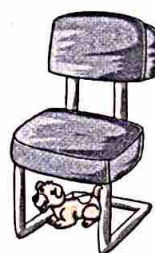
Objects can be located differently. Here are a few examples:



in the
flower pot



on the
bed




under the
chair




over the
tree




behind the
car



inside the
room



below the
bridge



above the
wall

Let's Recall

- * There are four directions in which a person can move – right, left, front and behind.
- * The four major directions are – North, South, East and West.
- * Magnetic compass is an instrument used to locate directions.

Let's Answer

A. Choose the correct answer:

1. The sun rises in the _____.

a. North



b. South



c. West



d. East



2. The sun sets in the _____.

a. North



b. South



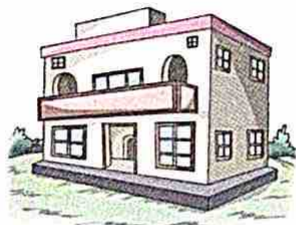
c. West



d. East



B. Can you answer the following questions with the help of the given picture?



1. What is to the right of the boy?

Temple

2. What is to the left of the boy?

House

3. What is in front of the boy?

Playground

4. What is behind the boy?

School



Tender Heart High School

Class - II

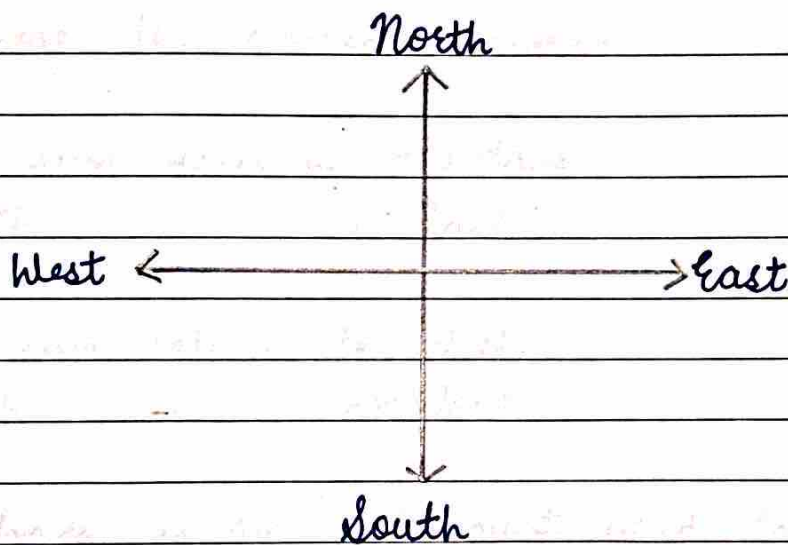
Date: 10.2.25

Teachers - Ms. Harjit Kaur, Ms. Jyoti Arora, Ms. Rupinder Kaur


Subject - Environmental Studies

Lesson - 19, Space and Direction

I Draw four major directions.



II Can you answer the following questions with the help of the given information?



Q1. What is to the right of the boy?

Ans. School

Q2. What is to the left of the boy?

Ans Temple

Q3. What is in front of the boy?

Ans Playground

Q4. What is behind the boy?

Ans House

III Choose the correct answer:

1. The sun rises in the East.

a) North ~~b) East~~ c) South

2. The sun sets in the West.

a) South ~~b) West~~ c) North

2. Compass is an instrument used to locate directions.

a) Guitar b) Divider ~~c) Compass~~

(last page)